


the world's
most used,
most proved
scope . . .




model

K

WEAVER  **SCOPES**

with
Weaver Patented Fixed-Reticle
Compression O-Ring Sealing
Nitrogen Processing

K2.5



Model K2.5 (2½-power)

Shown with Weaver-Detachable Top Mount
(Model K3 same appearance except 3 power)

Over seven out of ten use Weaver-Scopes because they have found them the best anywhere, at any price. Weaver engineers with over 25 years experience have pioneered the developments which make the modern scope so dependable that no rifle is complete without one. One of the most recent developments is the Weaver Patented Fixed-Reticule. Leading arms authorities and gun writers use Model K Scopes on their own rifles. These scopes are made by experts, chosen by experts.

• OPTICAL SYSTEMS

The optical systems are fully corrected, designed in accordance with highest optical standards. Nine lens elements are used instead of the usual eight. Lenses are hard coated and exceptionally large. These precision lenses give maximum light and a wide

field that is clear and needle-sharp, right out to the edge of the field—one of the hardest things to attain and one of the best possible ways to compare scopes.

• RETICLES

Crosshair reticles are standard and are usually selected by experienced riflemen. Post reticles are optional; they are tapered with narrow flat tops and have a horizontal crosshair. Range-finder reticles (with double horizontal crosshairs spaced to cover 6" at 100 yards) for long range use and dot reticles are available at extra cost. See folders explaining the use of range-finder and other reticles.

• Weather-Proof Reliability

Twenty-five years of experience is built into Model K Scopes, assuring dependability and

K4



Model K4 (4-power)

Shown with Weaver-Detachable Top Mount

accuracy. Lenses are hermetically sealed and cemented in their cells, air-tight, vapor- and moisture-proof. No loose lenses. All threaded metal joints are sealed with Neoprene O-rings

— a positive compression seal. This is a new development in scope sealing, available only in Model K Weaver-Scopes. All Weaver K Models are nitrogen filled to prevent fogging.

• Weaver Patented Fixed-Reticle With Internal Adjustments

This is a new development in hunting scopes by Weaver. (1) For the first time windage and elevation adjustments have been installed in a fixed reticle scope. The principal advantage of this design is the elimination of off-center reticles. (2) Regardless of the amount of adjustment for windage or elevation, the reticle is always centered in the sight

picture (see illustration), enabling you to aim with a speed and ease not possible with an off-center reticle. With the adjustments in the scope, expensive double adjusting mounts are not required to mount the K Models with their Weaver Patented Fixed-Reticle. You can mount the scope with any rigid or pivot type mount. The scope can be adjusted to take



Crosshairs are always accurately centered in Weaver Model K Scopes. Only the image moves when you turn the adjusting screws.



No more off-center reticles like this when you use the Weaver K Models with Patented Fixed-Reticle and internal adjustments.

K6



Model K6 (6-power)

Shown with Weaver-Detachable Top Mount

care of any misalignment due to off-center mounting holes, out-of-line barrels, or excessive changes in windage and elevation settings, but the reticle will remain constantly centered.

• Micrometer Click Adjustments

Windage and elevation adjustments are guaranteed for accuracy and dependability. There is no play or back-lash; the smallest adjustment in any direction gives an exact and corresponding change on the target. The micrometer click adjustments give target scope accuracy with hunting scope strength. Each click changes the sight $\frac{1}{2}$ " for K2.5 and K3, $\frac{1}{4}$ " for K4 and K6 at 100 yards. Graduated plates on the knobs can be set at zero after sighting-in and can be marked for long range settings. Adjustments are protected from tampering or weather by protective caps and moisture seal.

• Design and Dependability

Model K Scopes were designed by optical and mechanical engineers who are shooters themselves and who know what features are needed in a scope. First of all, a scope must be dependable. Dependability is built into Model K Scopes with their guaranteed micrometer click adjustments, Weaver Patented Fixed-Reticle, stiff one-piece steel tubes (there are no joints to leak moisture or loosen from sudden jars or recoil), moisture sealing of metal joints, hermetically sealed lenses, and precision optics. Besides dependability, Model K Scopes have the other features wanted by shooters. Eye distance is extra long, extra safe even on those off-balance snap shots. Front lenses are large for extra brightness and sharpness. Eye lenses are also large, but not so large as to require a high scope position to clear the rifle action.

SELECTING THE RIGHT MAGNIFICATION

With the K2.5, aiming is easier and more accurate than with metallic sights, but it is just as fast for those snap shots in dense woods. The K2.5 is used for big game and general use on all rifles of .22 caliber and up when the shooting is at medium ranges. The three power K3 is the scope for the shooter who likes a little more magnification than the K2.5, but who still wants a wide field of view for fast off-hand shooting and quick shots at running game.

The K4 is the choice for most long range shooting, for big game in open country where long shots are the rule, for small game shooting, for precision shooting with the .22 caliber. The K4 has enough magnification for long shots but not too much for easy off-hand

shooting. The light gathering qualities of the big objective lens and sharpness right out to the edge of the field allow sure hits even in deep dusk.

The K6 is used when you want to place your shots with pin point accuracy — for varmints or game where the range is long and the mark small, where few off-hand shots at running game are taken, and where much of the shooting is prone or rest. It gives the precision needed for targets, chucks, crows, hawks, and other small game out at extreme range.


All of the K Models have long, safe eye relief, and are clear and sharp with plenty of illumination — so these features need not affect your choice.

WHAT K MODELS DO

- They give you a wide field of view, a magnified target with brilliant illumination and needle-sharp definition clear to the edge of the field.
- They are fast, but still give the hair-splitting accuracy impossible with iron sights.
- No front or rear sight; you align only the cross-hair on the mark.
- The eye can be moved sideways as much as a half inch (impossible with metallic sights) and your aim will still be accurate — an aid to fast, easy sighting.
- The reticle is always clear and sharp, never blurred or hazy like ordinary sights.
- They can be used in rain or snow much more accurately and as dependably as ordinary sights.
- A Model K Scope enables you to shoot accurately in poor light at dawn and dusk; to shoot at small, almost invisible targets, and

at distances when ordinary sights and the naked eye are ineffective. Your game, though partially hidden, can be discovered and aimed at accurately.

- Only K Models have Patented Fixed-Reticule with adjustments in the scope.
- Reticule always centered.



K SCOPE TURRET

Shown with protective cap removed from windage screw. Adjustments are click type ($\frac{1}{2}$ " for K2.5 and K3, $\frac{1}{4}$ " for K4 and K6). Dependability and accuracy guaranteed.



WHAT THE EXPERTS SAY:

COLONEL TOWNSEND WHELEN •

GENERAL J. S. HATCHER •

JACK O'CONNOR •

ELMER KEITH •

WARREN PAGE • Gun Editor for Field & Stream: The K6 is excellent; field is flat and clear. The quarter minute adjustments are positive and without play or back-lash and you can be sure of the value of each click.

COLONEL TOWNSEND WHELEN • Noted Gun Authority: K2.5 . . . optics and resolving power are as excellent as can be obtained . . . field of view is 43 feet, and almost this full field will be seen whether the eye be held 2½ or 6 inches in the rear of the eyepiece.

GENERAL J. S. HATCHER • Technical Editor, American Rifleman: K6 . . . a fine job . . . positive internal adjustments . . . fine for those long shots across the valley or canyon.

JACK O'CONNOR • Gun Editor for Outdoor Life, Experienced Rifleman and Author: You've got me bowled over with those new K Scopes. The K4 is brighter and clearer with an absolutely flat field and no distortion. About the K3, I've always thought 3-power would be the most useful of all big game scopes. The scopes are beautiful optically, exceedingly handsome and they look like the money — a marvelous job.


ELMER KEITH • Noted Rifle Authority, Author: Your new K4 is one of the best big game scopes I have ever seen. I particularly like the new and smaller scope turret and the way you have sealed it. That, combined with the sturdy steel tube and your excellent optics, make it a scope that will take the hard knocks and still come up shooting.

Specifications for Models K2.5, K3, K4, K6

MODEL	POWER	FIELD OF VIEW	TUBE DIA. BLUED STEEL	EYE PIECE DIA.	FRONT END DIA.	EYE DISTANCE	LENGTH	WEIGHT	ADJUSTMENTS
K2.5	2½	43 ft.	1 in.	1.445 in.	1.000 in.	3-6 in.	10⅜ in.	9 oz.	½" Click
K3	3	37 ft.	1 in.	1.445 in.	1.000 in.	3-6 in.	10⅜ in.	9 oz.	½" Click
K4	4	31 ft.	1 in.	1.445 in.	1.550 in.	3-5½ in.	11¼ in.	10 oz.	¼" Click
K6	6	20 ft.	1 in.	1.445 in.	1.550 in.	3-5 in.	13 in.	11 oz.	¼" Click

- **FOCUS**—Universal; eyepiece of all Model K Scopes will adjust to user's vision.
- **RETICLE**—Crosshair standard, post and crosshair optional. Dot and range-finder reticles available (see reticle paragraph).
- **ADJUSTMENTS**—Micrometer click — internal. Fully protected and sealed by metal turret caps.

WEAVER LENS CAPS



Made of metallic gray plastic, with transparent windows. Durable and snug fitting. In emergency, the scope can be used with caps in position. Made to fit all Model K Scopes.

MODEL K SCOPES and ACCESSORIES

Model K2.5 Scope _____	\$37.50
Model K3 Scope _____	37.50
Model K4 Scope _____	45.00
Model K6 Scope _____	48.50
Range-Finder Reticle, extra _____	5.00
Dot Reticle, extra _____	7.50
Weaver-Detachable Mount (top or side) _____	9.75
Weaver-Pivot Mount _____	12.50
Weaver Lens Caps _____	2.00
Attaching Scope to Rifle at Factory _____	4.25